

Jesus Calmed the Storm Bible Craft



Bible Story: Jesus Calmed the Storm

Bible Text: Luke 8:22-25

Suggested Learning Outcome: This interactive craft will give kids a chance to re-enact this miraculous story.

Supplies List:

Craft sticks (2 per child)


Crayons

Blue, green, red and yellow construction paper

Glue


Teacher Preparation:

Cut yellow triangles approximately 2 ½ inches top to bottom. Cut a brown half circle approximately 2 ½ inches top to bottom. Provide 1 set per child.




Instructions:

Step 1. Give kids a set of shapes and a craft stick. Guide them in gluing the top of the stick to the bottom of the triangle and the bottom of the stick to the top of the half circle. Glue a second craft stick to the bottom of the previous craft stick.



Step 2. Give children a piece of blue construction paper and guide them in cutting a wave pattern using about a quarter of the sheet. Glue this to one full sheet of green construction paper.



Step 3. Cut another quarter strip of blue construction paper into a wave shape. Lay this layer on top of the other wave shape, bending the ends in and taping securely to the previous wave shape so the top wave stands out slightly.



Step 4. Kids can now slide their boat up through the wave pocket to let the boat ride the waves!

